















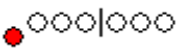









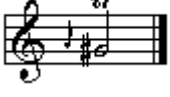



Clarinet Trill Chart

E ₃ -F ₃		T 123 ^E 123 _F			
		T 123 ^F 123 _E			
E ₃ -F ₃ F ₃ -G ₃		T 123 ^E 123 _{F#}			
		T 123 ^{F#} 123 _E			
E ₃ -F ₃ F ₃ -G ₃		T 123 ^{F#} 123 _F			
		T 123 ^F 123 _{F#}			
F ₃ -G ₃		T 123 123 _F			
		T 123 ^F 123			
F ₃ -G ₃		T 123 ^{F#} 123			
		T 123 123 _{F#}			
F ₃ -G ₃ G ₃ -A ₃ 3		T 123 ^{F#} 123 _{G#}			
G ₃ -A ₃		T 123 123 _{G#}			
G ₃ -A ₃		T 123 123			
G ₃ -A ₃		T 123 123 _{G#}			
G ₃ -A ₃ 3 A ₃ -B ₃		T 123 123 _{G#}			
		T 123 123 _{G#}			
A ₃ -B ₃		T 123 12-			

Clarinet Trill Chart

A ₃ -B ₃		T 123 12-			
A ₃ -B ₃ B ₃ -C ₄		T 123 1-B-			
A ₃ -B ₃ B ₃ -C ₄		T 123 1--			
B ₃ -C ₄		T 123 -2-			
B ₃ -C ₄ C ₄ -D ₄ 4		T 123 ^{C#} -2-			
		T 123 ^{C#} 1-B-			
		T 123 ^{C#} -3			
B ₃ -C ₄ C ₄ -D ₄		T 123 ^{C#} ----			
C ₄ -D ₄		T 123 ---			
		T 123 4---			
C ₄ -D ₄		T 123 ^{C#} ----			
		T 123 ^{C#} ----			
C ₄ -D ₄ 4 D ₄ -E ₄ 4		T 123 ^{C#} 4---			
D ₄ -E ₄		T 12 -4---			
		T 12 ^{Eb} ----			
D ₄ -E ₄		T 12 ----			
D ₄ -E ₄		T 12 -4---			



























Clarinet Trill Chart

E ₇ -F ₇		T 1 ² ^{E_b} - ---			
		T 1-- 1--			
D ₄ -E ₄ 4 E _b ₄ -F ₄		T 1 ² - 4---			
		T 1 ² ^{E_b} - ₃₄ ---			
E ₄ -F ₄		T 1-- ---			
E ₄ -F ₄ F _b ₄ -G _b ₄		T 1-- ---			
		T 1-- ₃₄ ---			
E ₄ -F ₄ F ₄ -G ₄		T --- ₃₄ ---			
F ₄ -G ₄		T ^{G#} --- ---			
		T --- ---			
F ₄ -G ₄		1-- ---			
F ₄ -G ₄ G _b ₄ -A ₄ 4		T ^{G#} --- ₃₄ ---			
		^{G#} 2-- ---		LH 2 closes LH 1 hole while LH 1 trills.	<u>DY</u>
G ₄ -A _b ₄		^{G#} --- ---			
G ₄ -A ₄		A--- ---			
G ₄ -A ₄		^{G#} --- ₂ ---			
G ₄ -A ₄ 4 A ₄ -B _b 4		^{G#} --- ₁ ---			

Clarinet Trill Chart

A ₄ -B ₄ ^b		A--- <u>2</u> ---			
A ₄ -B ₄		A--- <u>1</u> ---			
A ₄ -B ₄ B ₄ ^b -C ₅		R A--- <u>2</u> ---			
A ₄ -B ₄ 4 B ₄ ^b -C ₅		R A--- <u>1</u> ---			
		R A--- <u>12</u> ---		More in tune than previous fingering.	<u>EM2</u>
B ₄ -C ₅		RT 123 ^E 123 ^F			
		RT 123 ^F 123 ^E			
B ₄ -C ₅ C ₅ ^b -D ₅		RT 123 ^E 123 ^{F#}			
		RT 123 ^{F#} 123 ^E			
B ₄ ^b -C ₅ C ₅ -D ₅ ^b		RT 123 ^{F#} 123 ^F			
		RT 123 ^F 123 ^{F#}			
C ₅ -D ₅		RT 123 123 ^F			
		RT 123 ^F 123			
C ₅ ^b -D ₅		RT 123 ^{F#} 123			
		RT 123 123 ^{F#}			
C ₅ ^b -D ₅ D ₅ ^b -E ₅		RT 123 ^{F#} 123 ^{G#}			
		RT 123 ^{F#} 123 ^{G#}			
D ₅ -E ₅ ^b		RT 123 123 ^{G#}			

Clarinet Trill Chart

D ₅ -E ₅		RT 1231 2 3			
D ₅ [#] -E ₅ E ₅ ^b -F ₅		RT 1231 2 3 _{G#}			
D ₅ [#] -E ₅ [#] E ₅ [#] -F ₅		RT 1231 2 3 _{G#}			
		RT 1231 2 3 _{G#}			
E ₅ -F ₅		RT 1231 2-			
E ₅ -F ₅ [#] F ₅ [#] -G ₅		RT 1231 2-			
E ₅ [#] -F ₅ [#] F ₅ -G ₅		RT 1231 ^b -			
F ₅ -G ₅		RT 1231 --			
F ₅ [#] -G ₅		RT 1231 ^b -			
F ₅ [#] -G ₅ [#] G ₅ ^b -A ₅		RT 123 ^{C#} ^b -2-			
		RT 123 ^{C#} ^b -3			
		RT 123 ^{C#} 1 ^b -			
		RT 1231 ^b -			
		RT 1231 ^b -			
		RT 123 ^{C#} ^b -2-		For models with an articulated C#/G# key.	<u>MD</u>
G ₅ -A ₅ ^b		RT 123 ^{C#} ^b ---			

Clarinet Trill Chart

G ₅ -A ₅		RT 123 ---			
		RT 123 ₄ ---			
G ₅ [♯] -A ₅		RT 123 ^{C#} ---			
		RT 123 ^{C#} ---			
		RT 12- 12-			
G ₅ [♯] -A ₅ [♯] A ₅ [♭] -B ₅		RT 123 ^{C#} ---			
		RT 123 ^{C#} ₄ ---			
		RT 12- 12-			
A ₅ -B ₅ [♭]		RT 12 ^{E♭} - ---			
		RT 12- ₄ ---			
A ₅ -B ₅		RT 12- ---			
		RT 12- ---			
A ₅ [♯] -B ₅ B ₅ [♭] -C ₆		RT 12- ₄ ---			
		RT 1-- 1--			
A ₅ [♯] -B ₅ [♯] B ₅ [♭] -C ₆		RT 12- ₄ ---			
		RT 12 ^{E♭} - ₃₄ ---			
B ₅ -C ₆		RT 1-- ---			
B ₅ -C ₆ [♯] C ₆ [♭] -D ₆ 6		RT 1-- ---			
		RT 1-- ₃₄ ---			
		RT 1-- ₄ ---			

Clarinet Trill Chart

		RT 1-3 123			
B \flat ₅ -C \sharp ₆ C \flat ₆ -D \flat ₆		RT --- 34---			
C \flat ₆ -D \flat ₆		RT G \sharp --- ---			
		RT --- 2---			
		RT G \sharp --- 4---		For soprano models.	<u>AW2</u>
		RT -23 123G \sharp		Good intonation and response. Works well at <i>mf</i> to <i>ff</i> dynamics.	<u>NL2</u>
C \sharp ₆ -D \flat ₆		RT -23 12-			
		RT G \sharp -23 12		Full tone and excellent pitch on D \flat ₆ .	<u>GK</u>
		RT 1-- 2---			
C \sharp ₆ -D \sharp ₆ D \flat ₆ -E \flat ₇ 6		RT -23 12-			
		RT -23 12-G \sharp			
		RT A-23 12-			
D \flat ₆ -E \flat ₇ 6		RT -23 1-B-G \sharp			
		RT G \sharp -23 1--G \sharp		Great for rapid trills.	<u>GK</u>
D \flat ₆ -E \flat ₆		RT -23 1--G \sharp			
D \sharp ₆ -E \flat ₆ E \flat ₆ -F \flat ₇		RT -23 --3G \sharp			
		RT -23 2-G \sharp			

Clarinet Trill Chart

		RT -23 ^{C#} 1-B-G#			
D ^b ₆ -E ^b ₆ E ^b ₆ -F ₆		RT -2311-B-G#			
		RT -231-2-G#			
		RT -231--3G#			
E ₆ -F ₆		RT -23 ^{C#} 1---G#			
		RT -231 ₄ ---G#			
E ₆ -F ^b ₆ F ^b ₆ -G ^b ₆		RT -231---G#			
E ^b ₆ -F ^b ₆ F ₆ -G ₆		RT -23 ^{C#} 1---G#			
		RT -23 ^{C#} 1---G#			
		RT -23 ^{C#} 1 ₄ ---G#			
F ₆ -G ₆		RT -23 ^{C#} 1---G#			
F ^b ₆ -G ₆		RT -2-1 ₄ ---G#			
		RT -2 ^{E^b} 1---G#			
		RT 12- ^{C#} 123G#			
		RT 12-1123G#			AB
		RT 123 ^{C#} 1123			


Clarinet Trill Chart

		RT 12-1 ₁ ---G#				
F#6-G#6 Gb6-A7 6		RT -23 123G#				
		RT -2- 34---G#				
		RT -2- 1--G#				
		RT 12-1 ₁ ---	G6-A76		RT -23 12-G#	
RT --3 ^{C#} 4---G#						
RT -2- 123F						
G6-A6		RT -23 12-G#				
		RT -2- 12-G#				
		RT 1-- 12-G#				
G#6-A6		RT -23 2-F				
		RT -23 2-G#				
		RT -23 1--F#				
		RT -23 1-3F#				
		RT --3 1--F#				
		RT -23 --3F				
		RT -2- 2-G#				
G#6-A#6 A76-Bb7 6		RT A-23 34---G#				
		RT -23 2-G#				

Clarinet Trill Chart

A ₆ -B _{b6}		RT G [#] -23C [#] ---F [#]		Excellent pitch; some left hand coordination needed.	<u>GK</u>
		RT -23 ---F [#]		Slightly flat B _b .	<u>GK</u>
A ₆ -B ₆		RT A-23 123F [#]			<u>GK</u>
		RT A-23 12-F [#]		Slightly sharper B.	<u>GK</u>
A _{b6} -B ₆ B _{b6} -C ₇		RT A ^{G#} -23C [#] ---			
		RT 123C [#] 123F			
A _{b6} -B [#] 6 B ₇ -C ₇		RT G [#] 123C [#] 123F			
		RT G [#] 123C [#] 123F			
B ₆ -C ₇		RT G [#] 12- 12-G [#]			
		RT 12- 12-		Sharp B.	<u>YK</u>
		R A-23C [#] 12-G [#]			<u>GK</u>
B ₆ -C [#] ₇ C _{b7} -D ₇		RT 12- 12B-G [#]		Sliver key keeps pitch of C [#] from going flat.	<u>DG2</u>
B _{b6} -C [#] ₇ C ₇ -D _{b7}		RT G [#] 1-- 2341--F [#]			
		RT 1-- 2341--F			
C ₇ -D ₇		RT 1-3 1-3G [#]		Alternate pressing both index fingers and both ring fingers.	<u>MJ</u>

Clarinet Trill Chart

Cl ₇ -D ₇				<p><i><u>Submit a fingering for this trill or for a higher trill.</u></i></p>	
---------------------------------	---	--	--	---	--