












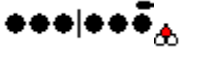



















































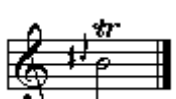


Oboe Trill Chart

Trill	Written	Fingering		Description	Src.
A \flat ₃ -B ₃ B \flat ₃ -C ₄		123 ^{B\flat} 123 ^C		Close low B with knee. Requires low B \flat key.	
		123 ^{B\flat} 123 ^C			
A \flat ₃ -B \flat ₃ B \flat ₃ -C ₄		123 ^{B\flat} 123 ^C			
		123 ^{B\flat} 123 ^C			
B ₃ -C ₄		123 ^B 123 ^C			
		123 ^B 123 ^C			
B ₃ -C \sharp ₄ C \flat ₄ -D \flat ₄		123 ^B 123 ^{C\sharp}			
		123 ^B 123 ^{C\sharp}			
B \flat ₃ -C \sharp ₄ C ₄ -D \flat ₄		123 123 ^{C\sharp}			
C ₄ -D ₄		123 123 ^C			
C \sharp ₄ -D ₄		123 123 ^{C\sharp}			
C \sharp ₄ -D \flat ₄ D \flat ₄ -E \flat ₄		123 ^{E\flat} 123 ^{C\sharp}			
D ₄ -E \flat ₄		123 123 ^{E\flat}			
		123 ^{E\flat} 123			
D ₄ -E ₄		123 123			
D \flat ₄ -E ₄ E \flat ₄ -F \flat ₄		123 ^{E\flat} 123			
		123 123 ^{E\flat}			

Oboe Trill Chart

D₄-E₄ E₄-F₄		123 1 2 3 _{E_b}			
		123 ^{E_b} 1 2 3			
E₄-F₄		123 1 2 F ⁻			
		123 ^F 1 2 -			
E₄-F₄ F₄-G₄		123 1 2 -			
F₄-G₄		123 1 2 F ⁻			
		123 1 3			
F₄-G₄		123 1 2 F ⁻			
		123 1 3			
F₄-G₄		123 1--			
F₄-G₄ G₄-A₄		123 ^{G_#} 1--			
G₄-A₄		123 G_# ---			
		123 ^{G_#} ---			
G₄-A₄		123 ---			
G₄-A₄		123 A ---		For closed-hole models.	
		123 ^{G_#} ---			
G₄-A₄ A₄-B₄		123 ^{G_#} --3			
		123 G_# ---		For open-hole models.	
		123 ^{G_#} A ---			




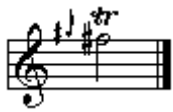






















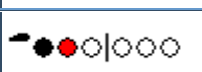
Oboe Trill Chart

A ₄ -B ₄		12-1--	●●○ ●○○		
A ₄ -B ₄		12- ---	●●○ ○○○		
A ₄ [♯] -B ₄ B ₄ [♭] -C ₅		12- ^{G#} 1--	●●○ ^{G#} ○○○		
		1 _B 2- 1--	●●○ ○○○		
A ₄ [♯] -B ₄ [♯] B ₄ [♭] -C ₅		12- 1--	●●○ ●○○		
		12- 123	●●○ ●●●		
		12- 123 ^{C#}	●●○ ●●● [♯]		
		12- 123 ^{E♭}	●●○ ●●● [♭]		
B ₄ -C ₅		1-- 1--	●○○ ●○○		
		1-3 ^{B♭} 123 ^C	●○○ ^{B♭} ●●● [♯]		
B ₄ -C ₅ [♯] C ₅ [♭] -D ₅		1- ^{C#} - ---	●○○ ^{C#} ○○○		
		1-- ---	●○○ ○○○		
B ₄ [♯] -C ₅ [♯] C ₅ [♭] -D ₅		1-- 1--	●○○ ●○○		
		1- ^{C#} - 1--	●○○ ^{C#} ○○○		
		023 123 ^{C#}	○●● ●●● [♯]		
C ₅ -D ₅		1 ^D -- 1--	●○○ ^D ○○○		
		1-- 1 ^D --	●○○ ○○ ^D ○		
		023 123 ^C	○●● ●●●		



























Oboe Trill Chart

C \sharp ₅ -D ₅		023 123 $C\sharp$			
		-- $C\sharp$ - 1-- $E\flat$		Faster trill. Good tone. Emphasize the open C \sharp .	<u>DD</u>
C \sharp ₅ -D \sharp ₅ D \flat ₅ -E \flat ₅		023 $E\flat$ 123 $C\sharp$			
D ₅ -E \flat ₅		023 123 $E\flat$			
		023 $E\flat$ 123			
D ₅ -E ₅		023 123			
D \sharp ₅ -E ₅ E \flat ₅ -F \sharp ₅		023 $E\flat$ 123			
		023 123 $E\flat$			
D \sharp ₅ -E \sharp ₅ E \flat ₅ -F ₅		023 1 2 3 $E\flat$			
		023 $E\flat$ 1 2 3			
E ₅ -F ₅		I 123 12 F -			
		I 123 F 12-			
E ₅ -F \sharp ₅ F \flat ₅ -G \flat ₅		I 123 12-			
		I 123 12 F -			
E \sharp ₅ -F \sharp ₅ F ₅ -G \sharp ₅		I 123 12 F -			
		I 123 F 12-			
F ₅ -G ₅		I 123 1 2 F -			
		I 123 F 12-			
		I 123 1-3			
F \sharp ₅ -G ₅		I 123 1--			

Oboe Trill Chart

		I 123 ^B 123 _C		Harmonic (B ₃ -C ₄).	
		I 123 ^B 123 _{C#}		Harmonic (B ₃ -C ₄).	
F#₅-G#₅ Gb₅-A₅		I 123 ^{G#} 1--			
		I 123 ^B 123 _{C#}		Harmonic (B ₃ -C# ₄).	
		I 123 ^B 123 _{C#}		Harmonic (B ₃ -C# ₄).	
G₅-Ab₅		I 123 G#---			
		I 123 ^{G#} ---			
		I 123 123 _{C#}		Harmonic (C ₄ -Db ₄).	
G₅-A₅		I 123 ---			
		I 123 123 _C		Harmonic (C ₄ -D ₄).	
G#₅-A₅		I 123 A---		Closed-hole.	
		I 123 ^{G#} ---			
		I 123 123 _{C#}		Harmonic (C# ₄ -D ₄).	
G#₅-A#₅ A₅-B₅		I 123 ^{G#} ---			
		I 123 G#---			
		I 123 ^{Eb} 123 _{C#}		Harmonic (Db ₄ -Eb ₄).	
A₅-B₅		II 12- 1--			
		II 123 123 _{Eb}		Harmonic (D ₄ -Eb ₄).	
		II 123 ^{Eb} 123		Harmonic (D ₄ -Eb ₄).	
A₅-B₅		II 12- ---			
















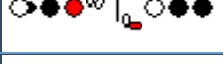









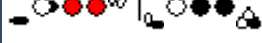
Oboe Trill Chart

		$\text{II} 123 123$		Harmonic (D ₄ -E ₄).	
A ₅ -B ₅ B ₅ -C ₆		$\text{II} 1_B 2- 1--$			
		$\text{II} 1_2-G\# 1--$			
		$\text{II} 123 123_{E_b}$			
		$\text{II} 1_23_{E_b} 123$			
		$\text{II} 123_{E_b} 123$		Harmonic (D _{#4} -E ₄).	
		$\text{II} 123 123_{E_b}$		Harmonic (D _{#4} -E ₄).	
A ₅ -B ₅ B ₅ -C ₆		$\text{II} 1_2- 1--$			
		$\text{II} 1-3 1-3$			
		$\text{II} 123 1_23_{E_b}$		Harmonic (E _{b4} -F ₄).	
		$\text{II} 1_23_{E_b} 1_23$		Harmonic (E _{b4} -F ₄).	
B ₅ -C ₆		$\text{II} 1-- 1--$			
		$\text{II} 1_B 2- 1--$			
		$\text{II} 1-3 1_23$		Harmonic (E ₄ -F ₄).	
		$\text{II} 123 1_2F-$		Harmonic (E ₄ -F ₄).	
		$\text{II} 1_23^F 1_2-$		Harmonic (E ₄ -F ₄).	
B ₅ -C ₆ C ₆ -D ₇		$\text{II} 1-C\#- ---$			
		$\text{II} 1-- ---$			
B ₅ -C ₆ C ₆ -D ₇		$\text{II} 1-C\#- 1--$			
		$\text{II} 1-- 1--$			


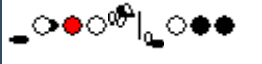
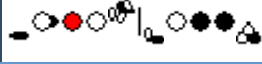






















Oboe Trill Chart

		-23 12-c				
C ₆ -D ₆		II ¹ D-- 1--				
		II ¹ -- 1D--				
		-23 12-				
C ₆ -D ₆		-23 1--c				
		-23 12-c				
		023 1--				
		023 1-3C#				
		023 1 ^D --c			<u>RF</u>	
		-23 1 ^D --c			<u>RF</u>	
		- ^D 23 1--c			<u>RF</u>	
C ₆ -D ₆ D ₆ -E ₇		-23 ^{G#} 1--c				
		023 ^{G#} 1--				
		023 ^{G#} 1-3C#				
		II ^D -C#- ---	D ₆ -E ₆		023 ^{G#} ---c	
023 ^{G#} ---c						
023 ^{G#} ---	<td></td> <td></td>					
III-23 ---c		Slightly sharp Eb. Stable except at <i>ff</i> .	<u>DD</u>			
D ₆ -E ₆		023 ---				












Oboe Trill Chart

		I 023 ^{G#} 1-F-			
		I -23 ^{G#} 1-F-			
D [#] ₆ -E ₆ E ₇ ₆ -F ₇ ₆		023 ^B 23			
		023 ^{G#} 23			
		023 ^{G#} ---			
		023 G#---			
		023 A---			
		023 A---C			
		023 A-2-C			
D [#] ₆ -E ^b ₆ E ^b ₆ -F ₆		023 ^{G#} ---C			
		023 G#---C			
		I 023 ^{G#} ---		Trill G# pad.	
		023 ^B G#-23		Alternate LH 3 with RH side G#.	
		023 ^B G#---		Alternate LH 3 with RH side G#.	
E ₆ -F ₆		I 023 ^B G#-23 ^{E_b}			
		I 023 ^{G#} E ^b 23			
		I 02-G# ---			
		III 023 ^{G#} 23 ^{E_b}			
E ₆ -F ^b ₆ F ^b ₆ -G ^b ₆		I 023 ^{G#} E ^b 23			
		I 023 ^B G#-23			
		I 023 ^B G#-23 ^{E_b}			

Oboe Trill Chart

E\flat₆-F\sharp₆ F₆-G\flat₆ 	I 02-B _{G#} -23			
	I 02-B _{G#} -23 _{E\flat}			
	I 02-G \sharp E \flat ₋ 23			
	I 02-G \sharp ₋₋₋ E \flat			
	I 02-G \sharp ₋₋₋			
F₆-G₆ 	I 02-G \sharp E \flat ₋ 23			
	I 02-B _{G#} -23			
	I 1 _B 23 1--C			
	I 02-G \sharp 1--			
F\sharp₆-G₆ 	I 1 _B 2- 1--C			
	I 1 _B 2- 1-F-		For open-hole models.	
	I 1 _B 2-F 1--		For open-hole models.	
	I 02- 1-3 _C			
	III 12-G \sharp 12-C			
F\sharp₆-G\sharp₆ G\flat₆-A\flat₆ 	I 12- 1--C			
	I 12- 12-F-			
	I 12- 12-F-C			
	III 12-F 12-			
	III 12-F 12-C			
	I 1 _B 2- 12-			
G₆-A\flat₆	I 1-3 1--			

Oboe Trill Chart

		I 0 _B 2- 1--			
		III 1-3 1--			
		III 1-- ^{G#} 2 _F -C			
G₆-A₆		I 1-3 1--			
		I 0 ₂ - ^B 1--			
G₆[#]-A₆		I 0 _B -- ^B 1--			
		III 1-3 ^B 2-3			
G₆[#]-A₆[#] A₆^b-B₇₆				<i><u>Submit a fingering for this trill or for a higher trill.</u></i>	